


We feature a line of beautifully crafted, S scale structure kits. Major components are molded in casting plaster with detail parts from B&S, Grandt Line, PBL, and Simpson. Most kits are limited production runs, therefore, we cannot guarantee their future availability. We recently introduced a line of Colorado narrow gauge structures featuring laser cut wood. They are identified with the letter "L" following the stock number, and they will be produced in HO, S, and O scales. All kits include at least one color photograph of the completed model to aid in painting and weathering.

Most of the detail parts we produce are white metal castings. A few parts are molded plastic and they are identified with the letter "P" following the stock number.


The TOMALCO line of Sn3 parts and kits was acquired in 1991. Those products are listed in a separate catalog.

All items in this catalog are S scale unless otherwise indicated.

## Sn3 BRIDGES • PIERS • ABUTMENTS



S-102 Cut Stone Stone Abutments & Bridge Kit



S-103 Tall Random Stone Abutments & Bridge Kit

We offer three different bridge abutment kits and three matching center pier kits. Each of the kits comes with a 36', deck girder bridge by Micro Engineering. You can combine an abutment and a center pier kit to form a two span structure. The Tall Random Stone Abutments & Bridge Kit (S-103, shown above) also comes in a cut stone version (S-104, not shown). The abutment style of Kit S-102 is only offered in cut stone. The height of these models, as measured from the base to the top of the ties is as follows: S-102, 26' 10"; S-103, 31' 6"; S-104, 31'.

## LASER CUT WOOD SHINGLES HO • S • O SCALES

These shingles make a stunning finale to any structure project. We have laser cut shingle strips out of .010" thick wood veneer sheets. Each S scale strip, for example, contains about 20 shingles. You apply 20 shingles at a time. What was once a long, tedious job becomes a snap. The shingles are cut in a random pattern, and can be mounted with up to 8 inches to weather. (4 1/2 inches was a common D&RGW practice) They can be stained or left natural. Use a small wire brush on the finished roof to achieve a spectacular weathered look.


3016L HO-Scale Shingles, package covers about 20 sq. in.  
5016L S-Scale Shingles, package covers about 30 sq. in.  
7016L O-Scale Shingles, package covers about 40 sq. in.

## LINE SIDE STRUCTURES




### 4022 SODA SPRINGS STATION

This small branch line station is just the ticket for a limited space situation. It is a freelance design with stone walls, wood sheathing on the gables, and a PBL molded shingle roof. Lots of white metal detail parts with this model to include two station benches. (Footprint: 2 7/8" x 4 1/2")



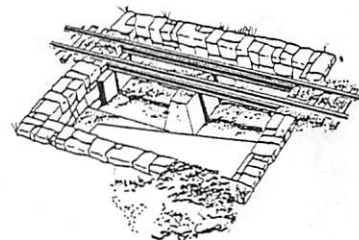
### 4015 DSP&P GUNNISON DEPOT

Built in 1882 by the South Park, it served five different railroads before the Rio Grande got it when they took over C&S operations in 1911. It was a residence prior to being razed in 1956 to make way for a highway. We have provided sufficient detail parts to model the structure as a residence or a station. The kit features real screen doors. (Footprint 3 3/4" x 7")




### 4017L LIZARD HEAD HAND CAR SHED

An RGS prototype. This is our first laser cut structure and its a beauty. Board ends and nail holes are all laser etched. The roof is tar paper over wood held down by battens—a necessity in the high winds at Lizard Head Pass. Includes rail and ties. (Footprint: 2 7/8" x 2 1/2") Also available in HO (2017L) and O (6017L) scales.



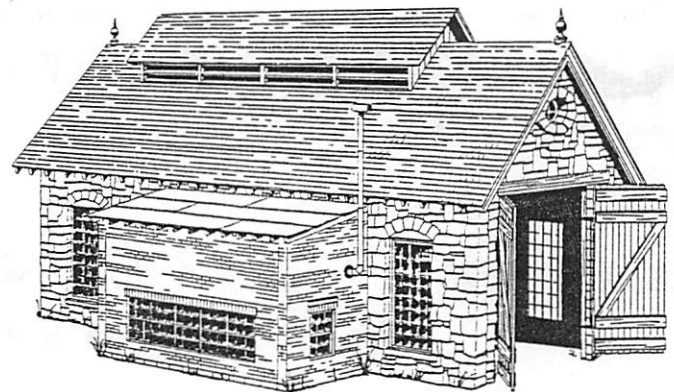
### S-101 CRESTED BUTTE & SOUTHERN ASHPIT

Although designed for Sn3, this model has been installed on HO, S, and On2 layouts. It works out nicely in each of these scales. (Footprint: 4" x 4 1/2")



### S-111 DOUBLE STALL ENGINE HOUSE


You have probably seen a close copy of this freelance structure on Roger Malinowski's layout. He designed it along with most of our other kits. The walls are plaster castings and the roof is "standing seam" styrene by Evergreen Scale Models. It will accommodate a 62 foot locomotive. The door dimensions are 13' 9" x 19'. Converts easily to On2. (Footprint: 6 7/8" x 12 1/2"; machine shop 2" x 4 5/8")



### S-110 SINGLE STALL ENGINE HOUSE


This is a freelance design that features our superb carved stone walls, a PBL molded shingle roof, and a multitude of white metal and plastic detail parts. The doors will close on a 54 foot locomotive. The door dimensions are 11' 9" x 17' 9". A beautiful centerpiece for any terminal scene. Converts easily to On2. (Footprint: 4 1/8" x 10 7/8"; machine shop 2" x 4 5/8")

## OFF-LINE STRUCTURES




### S-100 SIEDEL WELDING SHOP

The roof on this small industry is corrugated metal. We have seen it built as a branch line station and a gas station. Converts nicely to O scale by replacing the door with Grandt part #3601. (Footprint: 3 1/2" x 4")




### S-108 ASSAYER'S OFFICE

This is a log cabin with a horizontal board false front and a brick chimney. The roof is molded plastic shake shingle. Something different. (Footprint: 2 7/8" x 4 1/2")




### S-109 HODGES HARDWARE

A brick false front with random stone walls makes this an unusual structure. Includes Grandt window and door castings. (Footprint: 3 3/8" x 5 1/4")




### S-112 PETES PRODUCE

A nice compact structure that could host most any retail business. Grandt storefront castings and a PBL molded plastic roof. (Footprint 3 3/8" x 4")



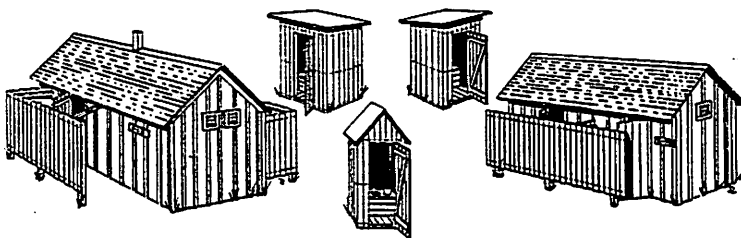
### S-113 WEYNDT BLACKSMITH

Every town had one or two. There's a hoist to lift supplies up to the loft. Model the doors open and detail the interior. This building has a tar paper roof. (Footprint: 3 3/8" x 4")



### S-114 TAD'S LIVERY

Model the livery with the doors open and load up the interior with all the tools of the trade. This building has a corrugated metal roof. (Footprint: 3 3/8" x 4")



### 4020L OUTHOUSE 5-in-1 COLLECTION

These nifty structures are typical of those found around the Colorado narrow gauge. Laser cut for extra detail. Every residence or business had a small privy in back. The two larger structures were typical of those that served train stations and they come with laser cut paper shingles. The three smaller buildings have interior details. Isn't it about time you provided proper facilities for your workers?


### 4021L OUTHOUSE 6-in-1 COLLECTION

We have taken the three smaller buildings from kit #4020 and packaged two of each in a single kit. That gives you 4 one holers and 2 two holers.

## FINE MESH SCREEN

### 5015 STAINLESS STEEL SCREEN

Here's a neat product with lots of uses. It is .0021 stainless wire, 200 mesh screen. Use as screen doors, grills, radiators, etc. Each pack contains a 12 sq. in. piece of screen.



## TO ORDER

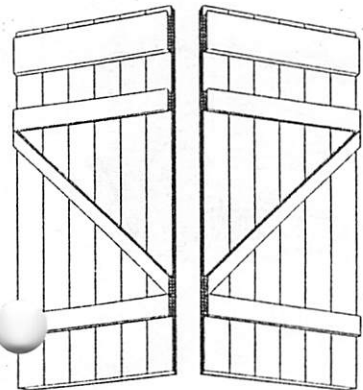
Domestic orders over \$100.00 are shipped postpaid. Please add \$3.50 shipping and handling to all orders under \$100.00. Add \$8.00.00 S&H to all Canadian orders under \$100.00, and \$4.00 if over \$100.00. Other international orders will be billed actual cost. Missouri residence please add appropriate sales tax.

We accept checks, Master Card, or Visa.



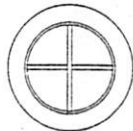
The BUILDING & STRUCTURE Co., Box 1296, Fenton, MO 63026

# STRUCTURE DETAILS

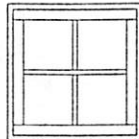


5005 Freight Door  
48" x 112"  
3/pkg

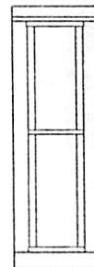
5004 Window, Round  
36" diameter, Round  
4/pkg




5003 Window  
4 Pane, 39" x 39"  
Single Sash, 6/pkg



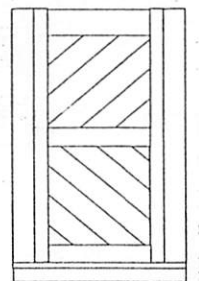
5002 Window  
2 Pane, 18" x 75"  
Double-hung, 4/pkg



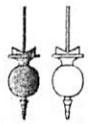
5001P Factory Window  
40 Pane, 66" x 126"  
4/pkg




5006 Door w/Frame  
2 Pane, 42" x 81"  
1 pr/pkg



5007 Finials  
2/pkg




5017 Chimney  
22" x 36" Base  
1/pkg



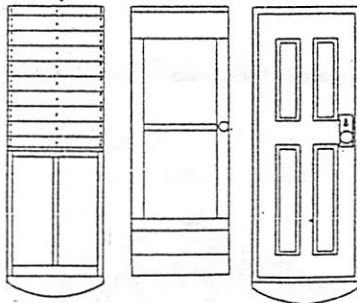
5012 Station Window  
8 Pane, 48" x 97"  
Double-hung, 4/pkg




5013 Station Window  
4 Pane, 24" x 91"  
Double-hung, 6/pkg



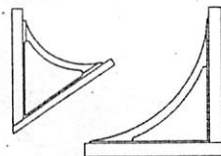
5010 Station Door & Frame  
w/Screen Door & Door Plug  
35" x 85", 1/pkg




5018 Chimney  
18" x 18" Base  
2/pkg



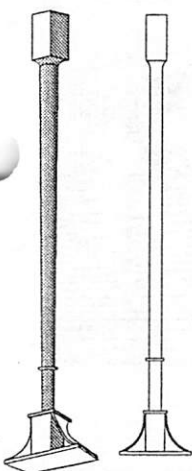
5014 Roof Supports  
Set of 16




5011 Station Door  
w/Screen Door & Frame  
30" x 83", 1/pkg



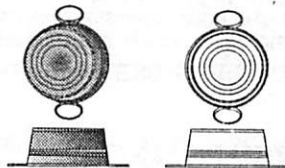
5019 Columns  
11' 4" High  
4/pkg



5008 Hoist  
16" dia. sheave  
3/pkg



5009 Tubs  
3/pkg




5010 Rusted out Tubs  
Weathered Color  
3/pkg



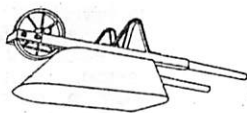
5021 Sptoon  
4/pkg



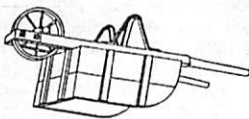
5022 Light Reflector  
20" dia. w/bulb  
2/pkg




5025 Wheelbarrow  
w/metal Bin, 1/pkg



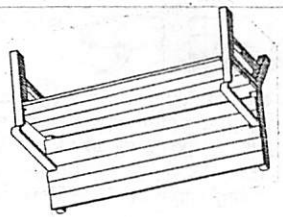
5026 Wheelbarrow  
w/wood Bin, 1/pkg



5024 Electric Meter  
3/pkg



5023 Station Bench  
6' ft., 2/pkg



Note: Window and door dimensions represent the size of wall opening required. Details are white metal except stock numbers with a "P" suffix which are plastic. Drawings approximate actual size.

The BUILDING & STRUCTURE Co., Box 1296, Fenton, Missouri 63026

Most structure kits are limited production runs, therefore, we cannot guarantee their future availability. We recently introduced a line of Colorado narrow gauge structures featuring laser cut wood. They are identified with the letter "L" following the stock number. Most detail parts are white metal castings. A few parts are plastic castings and they are identified with the letter "P" following the stock number.

TOMALCO parts have a "T" prefix and they are brass investment castings unless otherwise noted.

## STRUCTURE KITS (S-Scale)

S-100	J. R. Siedel Welding Shop. ....	\$26.95
S-101	Crested Butte & Southern Ashpit .....	19.95
S-108	Assayer's Office (new production run) ....	29.95
S-109	Hodges Hardware .....	49.95
S-110	Single Stall Engine House .....	79.95
S-111	Double Stall Engine House .....	94.50
S-112	Pete's Produce .....	32.95
S-113	W. N. Weyandt Blacksmith .....	29.95
S-114	Tad's Livery .....	29.95
4015	DSP&P Gunnison Station .....	54.95
4016L	RGS Lizard Head Bunk House (Jan 93) .....	24.95
4017L	RGS Lizard Head Hand Car Shed .....	19.95
4018L	RGS Lizard Head Section House .....	TBA
4019L	Dallas Hotel .....	TBA
4020L	Outhouse Collection, 5 in 1 .....	21.95
4021L	Outhouse Collection, 6 in 1 .....	TBA
4022	Soda Springs Station .....	39.95

## STRUCTURE PARTS (S-Scale)

5001P	Window, Factory, 40 Pane, 66" x 126" (4) .....	\$2.50
5002	Window, w/frame, 2 Pane, 18" x 75" (4) .....	2.25
5003	Window, Single Sash, 39" x 39" (5) .....	2.25
5004	Window, Round, 36" dia. (4) .....	2.00
5005	Doors, Freight, 48" x 112" (2pr.) .....	2.50
5006	Door w/frame, 2 Panel, 42" x 81" (3) .....	2.25
5007	Finials (2) .....	1.00
5010	Station Door, Frame, w/Screen Door, 35" x 85" (1 set) .....	2.25
5011	Station Door, Frame, w/Screen Door, 30" x 83" (1 set) .....	2.25
5012	Station Window, 8 Pane, Double Hung, 48 x 97" (4) .....	2.25
5013	Station Window, 4 Pane, Double Hung, 24" x 91" (6) .....	2.25
5014	Station Roof Supports (16) .....	2.50
5017	Chimney, 24" x 36" base (Oct 93) .....	TBA
5018	Chimney, 18" x 18" base (2) .....	2.00
5019	Support Columns, 11' 4" High (4) .....	1.75

## DETAIL PARTS (S-Scale)

5008	Hoist, 16" dia. Sheave (3) .....	1.50
5009	Tubs (3) .....	1.75
5020	Rusted Out Tubs (3) .....	1.50
5021	Spittoon (4) .....	1.75
5022	Light Reflector w/bulb (2) .....	1.50
5023	Station or Park Bench, 6' (2) .....	2.75
5024	Electric Meter (3) .....	1.50
5025	Wheelbarrow, Metal Bin (1) .....	2.50
5026	Wheelbarrow, Wood Bin (1) .....	2.50
5027	TBA .....	
5028	Shovel (3) .....	1.75

## BRIDGE & ABUTMENT KITS (S)

(Kits include injection molded plastic 36' deck girder bridge)

S-102	Cut Stone Abutments & Bridge Kit .....	21.95
S-103	Tall Random Stone Abutments & Bridge Kit ..	21.95
S-104	Tall Cut Stone Abutments & Bridge kit .....	21.95
S-105	Cut Stone Center Pier & Bridge Kit .....	18.95
S-106	Random Stone Center Pier & Bridge Kit .....	18.95
S-107	Tall Cut Stone Center Pier & Bridge Kit .....	18.95

## STRUCTURE KITS (HO Scale)

2016L	RGS Lizard Head Bunk House .....	19.95
2017L	RGS Lizard Head Hand Car House .....	15.95
2018L	RGS Lizard Head Section House .....	TBA
2019L	Dallas Hotel .....	TBA
2020L	Outhouse Collection, 5 in 1 .....	19.95
2021L	Outhouse Collection, 6 in 1 .....	TBA

## STRUCTURE KITS (O Scale)

6016L	RGS Lizard Head Bunk House .....	29.95
6017L	RGS Lizard Head Hand Car House .....	23.95
6018L	RGS Lizard Head Section House .....	TBA
6019L	Dallas Hotel .....	TBA
6020L	Outhouse Collection, 5 in 1 .....	23.95
6021L	Outhouse Collection, 6 in 1 .....	TBA

## STRUCTURE PARTS (HO Scale)

3017	Chimney, 22" x 36" base (1) .....	TBA
3019	Support Columns (4) .....	\$1.50

## STRUCTURE PARTS (O Scale)

7017	Chimney, 22" x 36" base (1) .....	TBA
7019	Support Columns (2) .....	\$1.75

## BUILDING MATERIALS (All Scales)

5015	Stainless Steel Screen, .0021 wire, 200 mesh, 12 sq. in.	\$1.75
------	--	--------

## CEDAR SHINGLES (Various Scales)

(Laser cut cedar wood)

3016	HO Scale Shingles, covers about 20 sq. in. ....	\$5.95
5016	S Scale Shingles, covers about 30 sq. in. ....	6.95
7016	O Scale Shingles, covers about 40 sq. in. ....	8.95

MADE IN USA

P.O. Box 1296, Fenton, Missouri 63026

## Sn3 Car Kits (Less Trucks & Couplers)

Sn3-1	D&RGW 3000-Series 30' Box Car	18.95
Sn3-2	D&RGW 6725-6774 Reinforced Idler Flat Car	15.95
Sn3-3	D&RGW No. 06299 Work Gondola	17.95
Sn3-4	D&RGW Long Caboose	34.95
Sn3-6	D&RGW Passenger Coach-Combine	49.95
Sn3-7	D&RGW 5500-5849 Series 30' Stock Car	20.95
Sn3-8	D&RGW 6000-Series Flat Car	15.95
Sn3-9	D&RGW Hi-side Gondola (as built 1903)	17.95
Sn3-10	D&RGW "Modern" Hi-side Gondola	19.95
Sn3-11	D&RGW Pipe Gondola	19.95
Sn3-12	D&RGW Short Reefer	22.95
Sn3-13	D&RGW Baggage (Cast Urethane)	39.95
Sn3-14	D&RGW Coach (Cast Urethane)	39.95
Sn3-15	D&RGW Combine #210 (Cast Urethane)	39.95
Sn3-16	Really Short Combine (Cast Urethane)	39.95
Sn3-17	Really Short Coach (Cast Urethane)	39.95

## Sn3 Freight Car Parts

T-3000	D&RGW 3'-7" Archbar Truck Side Frames Set of 4 with bolsters	7.95
T-3001	Westinghouse KC Air Brake Cylinder	2.50
T-3002	D&RGW Boxcar, Stock Car, Caboose Coupler Pockets, Pr.	2.50
T-3003	D&RGW Lower Brake Staff Bracket, 3 for	2.50
T-3004	D&RGW Upper Brake Staff Bracket, 3 for	2.50
T-3005	Spring Type Retainer Valve, 6 for	2.50
T-3006	D&RGW Chain Roller Guide Bracket	
T-3007	Brake Wheel, 5 for	4.95
T-3010	5pc. set of above	4.95
T-3008	Turnbuckles, set of 8	2.75
T-3009	Bolster Side Plates (2 cars)	2.00
T-3033	Queenposts,	
T-3011	Nut-Bolt-Washers, 12 for.	2.25
T-3012	20 pc. set of above	4.95
T-3013	Air Hose & Fittings, Set (2 Cars)	4.50
T-3014	D&RGW 7" Queenposts, 8 for	2.50
T-3015	D&RGW 7" Queenposts, Double Web, 8 for	2.50
T-3016	D&RGW Work Gon Truss Rod End Plates, 4 for	2.50
T-3020	D&RGW Work Gondola Brake Staff Set, Includes; Upper Brake Staff Bracket, Lower Brake Staff Bracket, Outside Chain Roller Brkt., Spring Type Retainer Valve, & Brake Wheel	4.95
T-3022	D&RGW 3'-7" Archbar Trucks, Complete set	12.95
T-3026	D&RGW Long Caboose End Ladders, End Railings & Ladder Extension Pieces, 10 pc. set	24.95
T-3027	D&RGW Caboose Smokejack	2.00
T-3028	D&RGW Caboose Steps, 4 for	4.95
T-3032	D&RGW 12" Queenposts (Hi-side Gondola, Pass. Cars) 8 for	2.50
T-3033	D&RGW Short Queenposts (Box, Stock, Long Caboose) 8 for	2.50
T-3040	D&RGW Short Queenposts (Flat Car, short refrigerator, short caboose) 8 for	2.50
T-3042	D&RGW Caboose Marker Light (Mounts on Cupola)	3.95
T-3044	Grandt Plastic Doors, End Details for Sn3 Box Car, 38-pc. set	3.50
T-3045	Denver Griffin 26" Wheels, Plastic "Good Scenery Item", set of 12	1.25

## Sn3 Passenger Car Parts

T-3034	D&RGW Pass. Car Windows (plastic), 24 for	3.95
T-3035	D&RGW Pass Car End Doors (plastic), 4 for	1.95
T-3036	D&RGW Pass Car Baggage Doors (plastic) 4 for	1.95
T-3037	D&RGW Pass Car Truck Side Bearings, 4 for	3.95
T-3038	D&RGW 5'-0" Wheelbase Passenger Car Trucks, Kit, Complete	19.95
T-3039	D&RGW 5'-0" Wheelbase Passenger Car Truck Frames with bolsters, 4 for	11.50
T-3500	Passenger Car Brake Gear, 6-pc. set	6.95
T-3505	Train Air Line Cutoff Cock, set of 4	2.75
T-3506	Coach Seats, (Grandt Plastic) 12 for	2.50
T-3507	D&RGW Passenger Car Steps, 4 for	4.75
T-3508	D&RGW passenger Car Roof Details, 10 pc set	4.95
T-3509	D&RGW Passenger Car Needle Beams, pr.	2.95
T-3510	D&RGW Passenger Car End Beams & Railings, Pre-1926 Type, 6 pc.	21.95
T-3511	D&RGW Passenger Car End Beams & Railings, Post-1926 Type, 10 pc.	21.95

## Sn3 Freight Car Parts--White Metal

T-3001W	Westinghouse KC Air Brake Cylinder, 2 for	1.75
T-3002W	D&RGW Coupler Pockets, 4 for	1.75
T-3003W	D&RGW Lower Brake Staff Bracket, 4 for	1.50
T-3005W	Spring Type Retainer Valve, 6 for	1.50
T-3007W	Brake Wheel, 4 for	1.50
T-3009W	Bolster Side Plates, 8 for	1.50
T-3010W	D&RGW Freight Car Brake Staff Set, 5-pc	1.75
T-3011W	Nut-Bolt-Washer (truss rod ends), 18 for	1.75
T-3014W	D&RGW 7" Queenposts, Single Webb, 8 for	1.75
T-3015W	D&RGW 7" Queenposts, Double Webb, 8 for	1.75
T-3016W	D&RGW Work Gon Truss Rod End Plates, 8 for	1.75
T-3020W	D&RGW Work Gondola Brake Staff Set, 5-pc	1.75
T-3027W	D&RGW Caboose Smokejack, 2 for	1.75
T-3028W	D&RGW Caboose Steps, 4 for	1.75
T-3032W	D&RGW 12" Queenposts, 8 for	1.75
T-3033W	D&RGW Short Queenposts, 8 for	1.75
T-3040W	D&RGW Short Queenposts, 8 for	1.75
T-3042W	D&RGW Caboose Marker Light, 1 for	1.75

## Sn3 Passenger Car Parts--White Metal

T-3037W	D&RGW Passenger Truck Side Bearings, 4 for	2.00
T-3500W	Passenger Car Brake Gear, 6 pc set	2.25
T-3507W	Passenger Car Steps, 4 for	2.00
T-3508W	D&RGW Passenger Car Roof Details, 10 pc set	2.25
T-3509W	D&RGW Passenger Car Needle Beams, 2 for	1.75
T-3512W	Passenger Car Hardware Set, Pre-1926, 42 pieces, includes T-3037W, T-3500W, T-3507W, T-3508W, T-3509W & T-3510W	13.95
T-3513W	Passenger Car Hardware Set, Post-1926, (Contains same parts as T-3512W except T-3511W is substituted for T-3510W)	13.95

## Sn3 Locomotive Parts from PIA

CFD-5	Fire Box Door	5.25
HL-11	D&RGW and RGS Headlight	4.75
HL-12	D&RGW "Big Barrel" Headlight	4.75
HL-13	RGS "Big Box" Headlight, 3 pc.	5.75
PI-32D	K-27 Pilot Deck	7.00
PI-37D	C-19 2-8-0 Pilot Deck	6.75
SB-8	RGS Smokebox Front as used on #22 & #25	4.75
SB-9	D&RGW K-27 Flat Smokebox Front	5.00
SB-10	C-19 Smokebox Front used by D&RGW & RGS	4.75

## Sn2 Freight Car Trucks

T-3900	Sn2 4'-0" Maine Truck Sideframes, Set of 4	7.95
--------	--	------

**TOMALCO HAS GREAT FLEX-TRACK**

## S - Sn3 Speeders & Section Cars

(White Metal Kits)

T-2200	Sn3 Fairmont Speeder	14.95
T-2202	Sn3 Section Car, Flat, Trailer or Push (2/pkg)	6.95
T-2203	S Section Car, Flat, Trailer or Push (2/pkg)	6.95



## Sn3 Locomotive Parts

T-2002	Pyle- National Turbogenerator	1.95
T-2003	D&RGW C-16 Boiler Front (52" Dia.)	3.50
T-2004	Boiler Check Valves (C-16, T-12, Etc.) Pr	1.75
T-2005	Pop Valves (General Usage) Pr	1.75
T-2006	Round-top Steam Dome (C-16, T-12 Etc.)	3.95
T-2007	Round-top Sand Dome (C-16, T-12 Etc.)	3.95
T-2008	Air Ringer Bell (Convertible to 3 other types)	3.75
T-2009	D&RGW K-27 Smokebox Front, early curved style	4.50
T-2010	Locomotive Number Plate (Rectangular)	1.75
T-2011	Locomotive Number Plate (Round)	1.75
T-2012	Whistle, Old Style (C-16's, T-12's, Etc)	1.75
T-2013	D&RGW K-27 Locomotive Brake Cylinders (Usable on many locos) Pr	4.25
T-2014	D&RGW K-27 Headlight Bracket	2.50
T-2015	Single Air Pump Governor	1.75
T-2016	Tender Water Hatch (D&RGW K-27 and many others)	3.75
T-2017	D&RGW K-27 Steam Dome	3.95
T-2018	D&RGW K-27 Sand Dome	3.95
T-2020	Boiler Check Valves (Seller) (C-16, K-27, general use) Pr	1.75
T-2021	D&RGW K-27 Smokestack	3.75
T-2022	Westinghouse Compound Air Pump Governor	2.25
T-2023	Boiler Steps, Pr	1.75
T-2024	Sunbeam Headlight (all D&RGW Locos, and many others)	2.95
T-2025	D&RGW K-27 Whistle (Rt. Angle Mounting, 2-pc)	1.50
T-2026	Westinghouse Cross-Compound Air Pump W/Filter	4.50
T-2029	Sander Valves	1.50
T-2030	D&RGW K-27 Cylinder Relief Valves, Pr	3.75
T-2031	D&RGW C-16 T-12 Fluted Steam Dome	3.95
T-2032	D&RGW C-16, T-12 Fluted Sand Dome	3.95
T-2033	D&RGW Cast Tender Steps (K-28 K-36, No. 50 Diesel) Pr	2.75
T-2034	Cyl. Block & Crosshead Set (cyl. block saddle, drifting valves, packing glands, cylinders & cyl. ends, crossheads 14-pc set)	15.95
T-2037	C-16 Modern Smokestack	3.95
T-2038	Drifting Valves, Old Style. Pr.	1.75
T-2039	Modern Headlight Base (C-16, T-12, Etc)	2.50
T-2040	Modern C-16 Pilot Assbly. (pilot beam, vert. pilot frame, pilot cage, coupler pocket, steps, 6 pces.)	13.95
T-2041	Coupler Pocket (C-16, T-12, etc.)	1.95
T-2042	Alligator Crossheads & Crosshead Guides 6-pc. set (above cast in "white brass")	5.95
T-2042b	(Same as above but cast in natural brass)	3.95
T-2043	Older Style Locomotive Brake Cylinders, Pr.	2.95
T-2044	C & S Tender Truck Side Frames, Set of 4 with Bolsters	9.95
T-2044X	C & S Tender Trucks, Imported, Made by Ajin Precision	16.95
T-2045	C-16 Pilot Truck Frame	4.95
T-2046	C-16 Modern Boiler front (flat door)	3.50
T-2047	Rerail frogs, (use on any loco--std., or narrow gauge, diesels) Pr	1.75
T-2048	Tender Water Leg Valves, Pr.	1.75
T-2050	Handlan Loco, Marker Lights & Mounting Bases, Pr	2.50
T-2051	Westinghouse 11" Single Air Pump	3.95
T-2052	C-16 Driver Centers, Unmachined, set of 8	5.95
T-2056	D&RGW 1880 Oil-burning Headlight	3.95
T-2057	C&S Steam Dome	3.95
T-2058	C&S Sand Dome	3.95
T-2059	Locomotive Drive Springs, pr	2.25
T-2060	Westinghouse 9 1/2" Single Air Pump	3.50
T-2061	RGS 4-6-0 Smokestack	4.50
T-2063	K-27 Valve Piston Guide, Pr.	4.25

T-2064	K-27 R&L Crossheads	3.75
T-2065	K-27 Crosshead Guides, Pr.	5.95
T-2066	Laird Crossheads & Guides (Early D&RGW) pr.	3.75

## Elbows, Unions, Tees & Clevises

T-4000	Elbow, .016" wire size, 4 for	1.75
T-4001	Union, .016" wire size, 4 for	1.75
T-4002	Tee, .016" wire size, 4 for	1.75
T-4003	Elbow, .025" wire size, 4 for	1.75
T-4004	Union, .025" wire size, 4 for	1.75
T-4005	Tee, .025" wire size, 4 for	1.75
T-4006	Elbow, .032" wire size, 4 for	1.95
T-4007	Union, .032" wire size, 4 for	1.95
T-4008	Tee, .032" wire size, 4 for	1.95
T-4009	Elbow, .045" wire size, 4 for	1.95
T-4010	Union, .045" wire size, 4 for	1.95
T-4011	Tee, .045" wire size, 4 for	1.95
T-4012	Clevis, large, 6 for	1.95
T-4013	Clevis, Small, 6 for	1.95

## Sn3 D&RGW No. 50 Diesel Kit

(Sold direct only--not available through dealers)

T-2910	D&RGW No. 50 Diesel Switcher Kit Brass investment castings, photo etched body shell, powered by NWSL PDM	94.50
T-2911	D&RGW N. 50 Diesel Switcher Assembled, Ready to Run, Unpainted	199.95

## Sn3 Trucks

T-2044	C&S Tender Trucks, pr.	9.95
T-2045	C-16 Pilot Truck (less wheel set)	4.95
T-3022	D&RGW 3' 7" Archbar Trucks, pr.	12.95
T-3038	D&RGW 5' 0" Passenger Trucks, pr.	19.95
TR-11	RGS Tender Truck Side Frames, 2 pr	9.75
TR-16	K-27 Tender Truck Side Frames, 2 pr.	14.75

## S & Sn3 Flex-Track & Track Supplies

T-1000	Sn3 Flex-Track, Code 70 Weathered Rail, 3' Length, Bundle of 6	25.95
T-1001	Sn3 Flex-Track, kCode 70 Non-Weathered, Rail, 3' Length, bundle of 6	24.95
T-1002	Sn3 Flex-Track, Code 55 Weathered Rail, 3' Length, Bundle of 6	27.95
T-1004	S Gauge Flex-Track, Code 100 Weathered Rail, 3' Length, Bundle of 6	26.95
T-1005	S Gauge Flex-Track, Code 100 Non-Weathered Rail, 3' Length, Bundle of 6	25.95
T-1009	Code 55 Rail, Weathered, 3' Length, Bundle of 33 Pieces	29.95
T-1010	Code 70 Rail, Weathered, 3' Length, Bundle of 33 Pieces	34.25
T-1011	Code 100 Rail, Weathered, 3' Length, Bundle of 33 Pieces	42.95
T-1020	Rail Joiners, Code 55, Slip-on Type, N.S., bag of 50	4.95
T-1021	Rail Joiners, Code 70, Slip-on Type, N.S., bag of 50	4.95
T-1022	Rail Joiners, Code 100, Slip-on Type, N.S., bage of 48	3.50
T-1023	Spikes, 1/4" long, bag of 1,000	5.95
T-1024	Spikes, 3/8" long, bag of 800	6.95

NOTE: MANY OF THE LOCOMOTIVE CASTINGS ARE  
STANDARD LOCOMOTIVE FITTINGS WHICH WERE USED ON  
BOTH STANDARD AND NARROW GAUGE LOCOMOTIVES.

ALL TOMALCO PARTS ARE BRASS INVESTMENT CASTINGS  
UNLESS OTHERWISE NOTED.

Made in U.S.A.

TOMALCO, BOX 1296, FENTON, MO 63026

## B&S/TOMALCO DEALERS

Al's Hobby Shop, 121 Addison, Elmhurst, IL  
60126 708-832-4908

Big Boys Toys, 21 East Palmdale Blvd.,  
Palmdale, CA 93550 805-273-6229

Bill's Train Shop, P.O. Box 561, Seffner,  
FL 33584 813-681-7666

Brass Whistle, 630 Hollister Ave. Rockford,  
IL 61108 815-398-2877

Caboose Stop Hobbies, 301 Main Street,  
Cedar Falls, IA 50613

Caboose Hobbies, 500 S. Broadway, Denver  
CO 80209 303-777-6766

Coronado Scale Models 1544 E. Cypress St.  
Phoenix, AZ 85006 602-254-9656

DesPlaines Hobbies, 1468 Lee Street,  
DesPlaines, IL 60018 708-297-2118

Harry's Depot, 128 Route 112, Patchogue,  
NY 11777 516-475-9056

Hall's Hobby House, 4822 Bryan St., Dallas,  
TX 75204 214-821-2550

Kris Kringle Ltd., 2619 W. Colorado Ave.,  
Colorado Springs, CO 80904 719-633-1210

National Capital Trains, 4140 South 36th St.,  
Arlington, VA 22206 703-820-5683

P-B-L, P.O. Box 769, Ukiah, CA 95482  
707-462-7680

Railroad Hobbies, Inc., 4321-A Ringold  
Dr., Chattanooga, TN 37412 615-622-8847

Rittech SA., Chemin du Vignoble 36,  
CH-1232 Confignon-Geneva, Switzerland

Scenery Unlimited, 7236 W. Madison,  
Forest Park, IL 60130 708-366-7763

Steam Depot, 1838 Walnut St., Ashland, PA  
17921 717-875-4205

The Colorado S Scale Connection, 250  
Broadway, Denver, CO 80203 303-777-2880

The Original Whistle Stop, 2490 Colorado  
Blvd., Pasadena, CA 91107 818-796-7791

Tinker Town, 9666 Clayton Rd, St. Louis,  
MO 63124 314-991-4311

Village Depot, 725 Row River Rd., Cottage  
Grove, OR 97424 503-942-5117

Warren's Train Shop, Union Station, 25th &  
Wall, Ogden, UT 84401 801-627-6900

## TO ORDER

Try our dealers or order direct if you like. We ship most orders the next day, and we normally use UPS, so be sure to give us a street address rather than a box number.

Domestic orders over \$100.00 are shipped postpaid. Please add \$3.50 shipping and handling to all orders under \$100.00. Add \$8.00 shipping and handling to all Canadian orders under \$100.00, and \$4.00 if over \$100.00. Other international orders will be billed actual cost. Missouri residents please add appropriate sales tax.


We will accept your check, Master Card, or Visa.




## Let us be your one stop source for TRACK & TRACK SUPPLIES

T-1000	Sn3 Flex-Track, Code 70 Weathered Rail, 3' length, bundle of 6 . . . . .	\$25.95
T-1001	Sn3 Flex-Track, Code 70 Non-Weathered Rail, 3' length, bundle of 6 . . .	24.95
T-1002	Sn3 Flex-Track, Code 55 Weathered Rail, 3' length, bundle of 6 . . . . .	27.95
T-1004	S Gauge Flex-Track, Code 100 Weathered Rail, 3' length, bundle of 6 . .	26.95
T-1005	S Gauge Flex-Track, Code 100 Non-Weathered Rail, 3' length, bundle of 6	25.95
T-1009	Code 55 Rail, Weathered, 3' length, bundle of 33 pieces . . . . .	26.95
T-1010	Code 70 Rail, Weathered, 3' length, bundle of 33 pieces . . . . .	31.95
T-1011	Code 100 Rail, Weathered, 3' length, bundle of 33 pieces . . . . .	39.95
T-1020	Rail Joiners, Code 55, Slip-on Type, Nickel-Silver, bag of 50 . . . . .	4.35
T-1021	Rail Joiners, Code 70, Slip-on Type, Nickel-Silver, bag of 50 . . . . .	4.75
T-1022	Rail Joiners, Code 100, Slip-on Type, Nickel-Silver, bag of 48 . . . . .	2.60
T-1023	Spikes, 1/4" long, bag of 1,000 . . . . .	5.50
T-1024	Spikes, 3/8" long, bag of 800 . . . . .	6.25


## NEW PRODUCTS!



**SPEEDER KIT Sn3 #T-2200**  
A beautiful model of a Fairmont Pop Car in  
with metal. Builds into several variations.  
\$14.95



**SECTION CAR KIT**  
Sn3 #T-2202 - S #T-2203  
Builds up in two different versions. Use as a  
push car or trailer. 2 for \$6.95



**RGS LIZARD HEAD BUNK HOUSE**  
The laser cut, 14' x 22' wooden structure sits on a cast Hydrocal foundation.  
HO #2016 \$19.95 - S #4016 \$24.95 - O #6016 \$29.95

The Building & Structure Co., P. O. Box 1296, Fenton, Missouri 63026