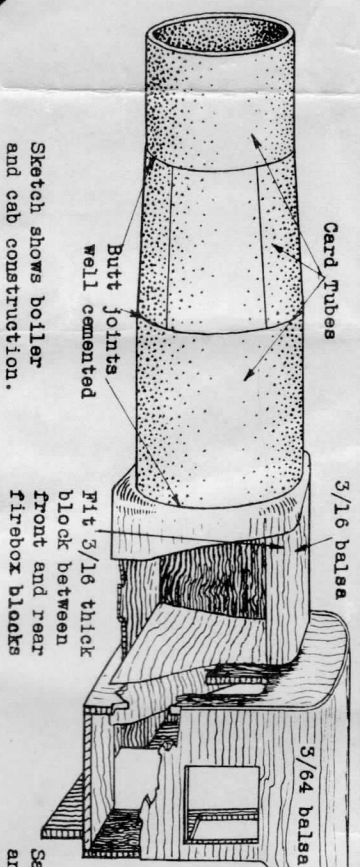

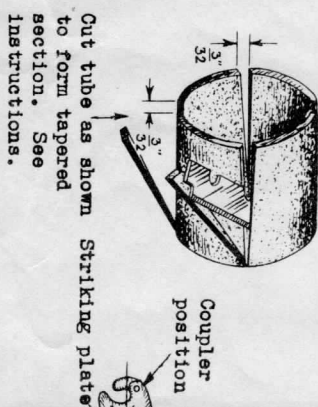
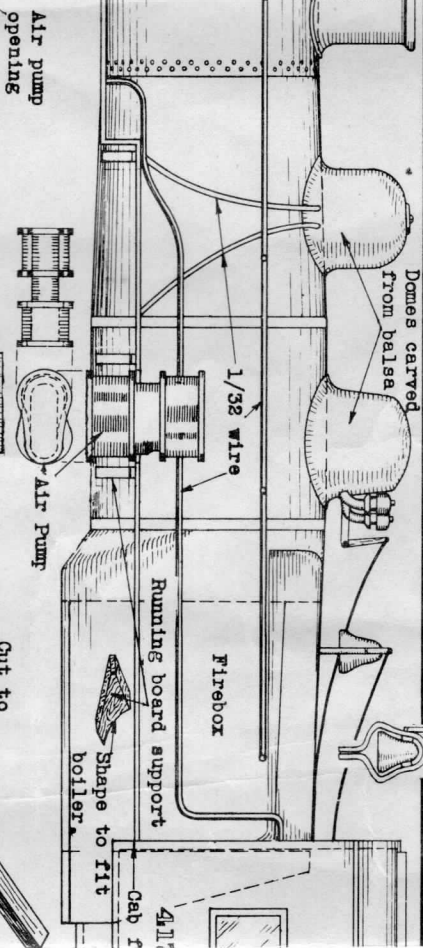


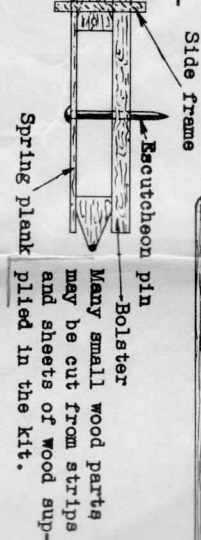
The many small details not described may be shaped from wood and card scraps with the exception of turned parts supplied in the kit.




Safety valves and whistle may be sanded from balsa in two or three pieces.



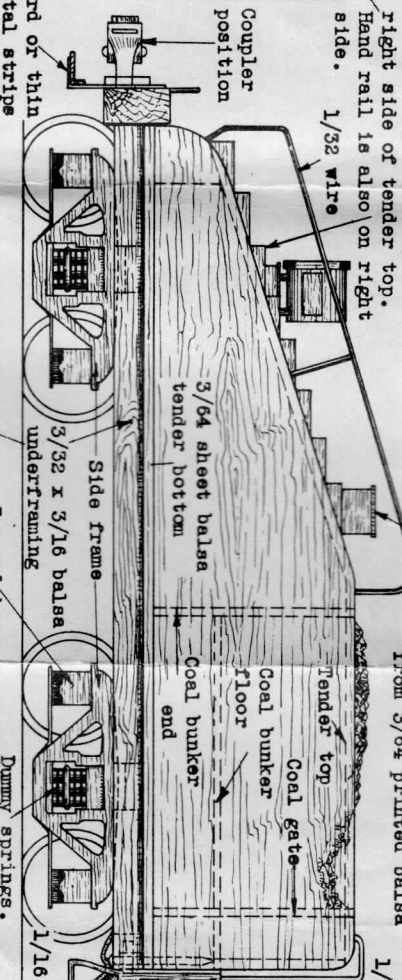
Dummy leaf springs carved from balsa blocks and glued between bolster and spring plank



Round off all edges and corners on tender as shown on drawing



Card or thin metal strips



Journal boxes carved from scrap wood

Dummy springs. See detail view of bolster and spring assembly.

Note position of crankpin in relation to that on other side. See instructions for further information.

Dummy springs. Remove flange on middle driver

Crankpin guides 5/32 wood cyl. heads.

3/32 sq. wood sanded round

Card or thin metal strips

Pilot steps 1/32 balsa

Poling wire r1

